

YSR1rm/24

MID-HIGH OUTPUT 1-HEAD ROUND REMODEL

PROJECT _____

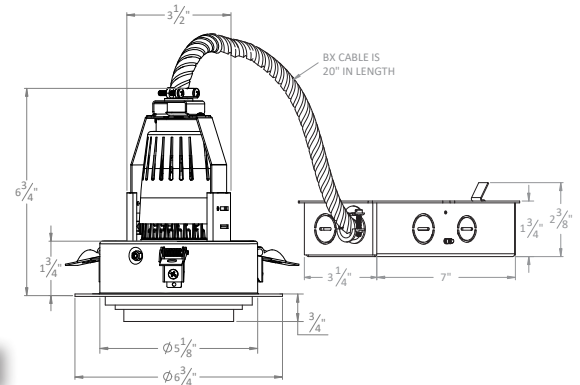
TYPE _____

SPECIFICATION _____

- Upgrade to modular Solais multiples without complicated re-installation
- 120 - 277 V standard
- 0-10, TRIAC and ELV dimming
- Emergency backup available
- Passively cooled fixtures
- 50,000 Hours (L70)
- UL Certified for dry locations
- RoHs-compliant
- Contains no lead or mercury
- Non-IC rated; insulation must be kept 3" from sides and 1" above housing
- *MonoWhite color rendering enhancements available
- *90+ High CRI available. To order, replace 'K' in CCT designation with 'h' in code below



- Modular Fixture Weight (w/out modules): 7.25 lb
- Ceiling Cut-Out: \varnothing 6 1/4"



Ordering Information

Example: YSR1rm/Ym24/25c/30K/1400/WH/WH/SL

Fixture	Module	Beam Spread	CCT	Lumens	Options + Accessories
YSR1rm	Ym24	COB-optic	25K*	1400	Module Options
		15c	27K	1700	HL - Honeycomb Louver
		25c	30K	2200	SL - Linear Spread
		40c	30m*		SP - Prismatic Spread
		60c	35K*		More Accessories Available
			35m*		Fixture Options
			40K*		EM - Emergency Backup

Finish

- Die-cast, Powder Coated
- WH / WH - White Module, Interior + Flange
- BK / BK - Black Module, Interior + Flange
- BK / WH* - Black Module + Interior, White Flange
- PW / PW* - Perfect White Module, Interior + Flange
- BK / PW* - Black Module + Interior, Perfect White Flange

*Consult factory for lead time and availability

YSR1rm/24

MID-HIGH OUTPUT

1-HEAD ROUND REMODEL

PROJECT

TYPE

SPECIFICATION

PHOTOMETRIC DETAILS | baseline X output multiplier X cri-cct multiplier = final output

Ym24 COB OPTIC: Baseline data for 25 W, 2200 lumens, 80+ CRI, 3000K

Ym24/15c/30K/2200

Input Power: 26.3 W
 Lumens: 1906 lm
 Efficacy: 72.6 lm/W
 Beam Angle: 18.6°
 Field Angle: 47.9°

∠	0°	45°	90°
0°	8373	8373	8373
5°	6746	6815	6805
10°	3908	3891	3745
15°	2018	1992	1859
20°	1223	1201	1119
25°	834	812	742
30°	588	568	507
35°	411	397	342
40°	286	277	229
45°	195	190	153

Ym24/25c/30K/2200

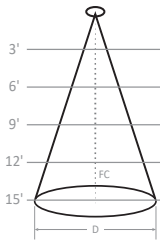
Input Power: 25.4 W
 Lumens: 2382 lm
 Efficacy: 93.8 lm/W
 Beam Angle: 23.5°
 Field Angle: 60.7°

∠	0°	45°	90°
0°	7024	7024	7024
5°	6234	6172	6059
10°	4289	4284	4155
15°	2490	2574	2487
20°	1484	1565	1552
25°	996	1039	1051
30°	713	744	762
35°	516	541	562
40°	378	399	418
45°	279	295	312

Ym24/40c/30K/2200

Input Power: 25.4 W
 Lumens: 2146 lm
 Efficacy: 84.5 lm/W
 Beam Angle: 38.7°
 Field Angle: 86.6°

∠	0°	45°	90°
0°	3223	3223	3223
5°	3082	3084	3072
10°	2677	2673	2654
15°	2131	2122	2099
20°	1574	1568	1554
25°	1109	1111	1104
30°	771	780	780
35°	543	555	561
40°	393	404	412
45°	290	299	307



Height (H)	Ym24/15c/30K/2200	Ym24/25c/30K/2200	Ym24/40c/30K/2200
3'	0.56' D; 651 FC	1.25' D; 546 FC	2.10' D; 251 FC
6'	1.11' D; 163 FC	2.50' D; 137 FC	4.21' D; 63 FC
9'	1.67' D; 72 FC	3.74' D; 61 FC	6.31' D; 28 FC
12'	2.23' D; 41 FC	4.99' D; 34 FC	8.42' D; 16 FC
15'	2.78' D; 26 FC	6.24' D; 22 FC	10.52' D; 10 FC

CRI-CCT MULTIPLIER

CRI	CCT	Multiplier	CRI	CCT	Multiplier
8 (80+)	2200K	0.86	H (97+)	2700K	0.66
	2500K	0.91		3000K	0.71
	2700K	0.96		3500K	0.75
	3000K	1.00		4000K	0.77
	3500K	1.03	M (MonoWhite)	3000K	0.86
	4000K	1.05		3500K	0.88
9 (90+)	2200K	0.70			
	2500K	0.77			
	2700K	0.83			
	3000K	0.86			
	3500K	0.89			
	4000K	0.91			

OUTPUT MULTIPLIER

Package	Optic	Multiplier
18 W 1700 lm Y24 COB	15°	0.86
	25°	0.74
	40°	0.74
14 W 1400 lm Y24 COB	15°	0.70
	25°	0.60
	40°	0.60

YSR1rm/24

MID-HIGH OUTPUT 1-HEAD ROUND REMODEL

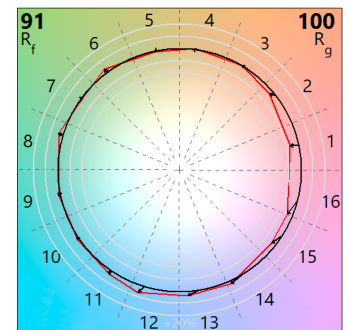
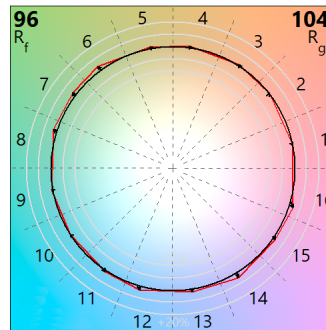
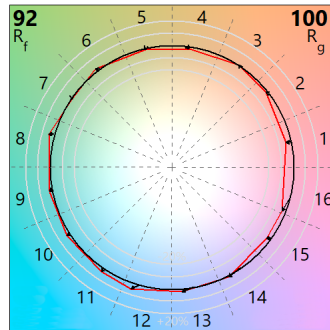
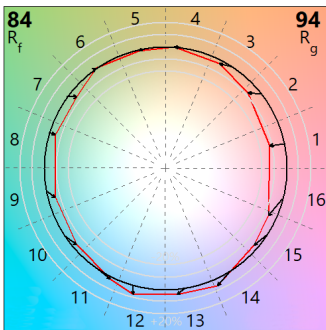
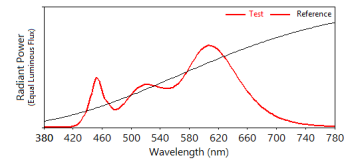
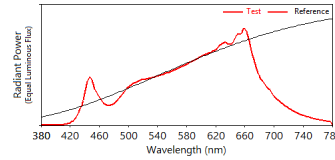
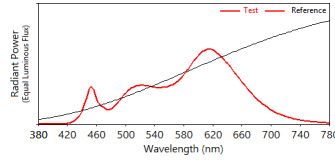
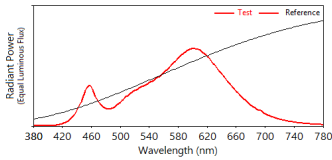
PROJECT

TYPE

SPECIFICATION

TM30 COLOR REPORTS

- 3000K with 80+ CRI
- $R_f = 84$; $R_g = 94$
- $R_A = 82$; $R_9 = 11$
- 3000K with 90+ CRI
- $R_f = 92$; $R_g = 100$
- $R_A = 93$; $R_9 = 56$
- 3000K with 97+ CRI
- $R_f = 96$; $R_g = 104$
- $R_A = 97$; $R_9 = 98$
- 3000K with MonoWhite
- $R_f = 91$; $R_g = 100$
- $R_A = 91$; $R_9 = 42$



WARNING: Not for use in fully enclosed luminaires. Risk of electric shock. Use in an indoor, dry location only. This device is not intended for use with emergency exit fixtures or emergency exit lights. May not be compatible with all dimmers; please visit solais.com/dimming for up-to-date dimmer compatibility information.
NOTES: This device complies with Part 15 of the FCC Rule. This product may cause interference with other devices. If interference occurs, change the locations of the products involved. **Compatible on 120v systems.**