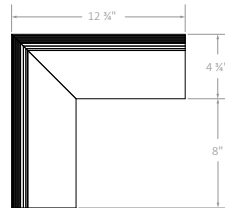
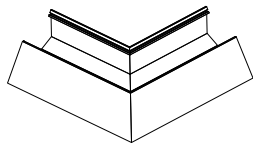


Edgeless Cove

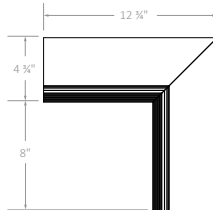
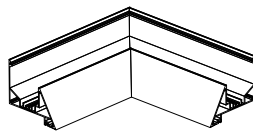

KNIFE EDGE EXTRUSION

- 5" edgeless single-channel extrusion for one side of architectural cove
- 1 extrusion required per cove edge
- Each run of extrusion includes a joiner kit.
- Plaster-in precision knife edge
- Extruded aluminum construction
- Custom lengths can be cut in the field
- Field-paintable
- Designed for use with Solais fixtures
- Dry location rating
- 1 year warranty
- Consult factory for additional end caps and joiner kits

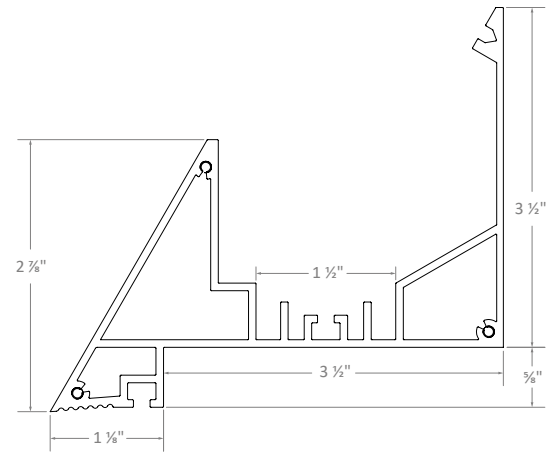
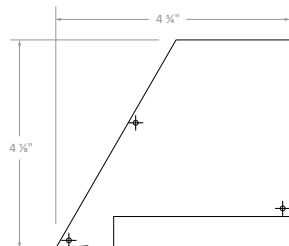
Outside Corner 90°



Inside Corner 90°



End Cap



Ordering Information

Example: EC5/08/o90

Type	Length	Options
EC5	01 - 1' 02 - 2' 03 - 3' 04 - 4' 06 - 6' 08 - 8'	o90 - Outside 90° Corner* i90 - Inside 90° Corner*

Ordering Information

Example: EC5/L

Type	End Cap
EC5	L - Left R - Right

*Consult factory for lead time and availability

Edgeless Cove

KNIFE EDGE EXTRUSION

PROJECT

TYPE

SPECIFICATION

