

PROJECT

SPECIFIER

SPECIFICATION

TYPE

MAIN FEATURES

- Single circuit | single neutral j-type track
- Extruded aluminum "I beam" construction
- Field-cuttable for custom lengths

CONSTRUCTION + FINISH

- Extruded thermoplastic insulated 12 AWG solid copper conductors
- Toggle bolts for surface installation and an insulated end cap included

ELECTRICAL + SAFETY

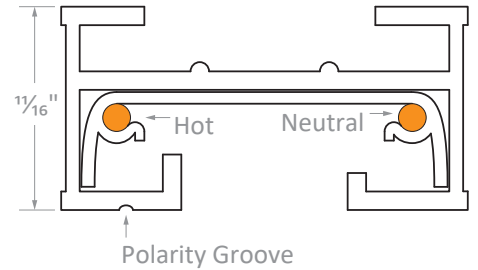
- 120V
- 2400W maximum load

RATINGS + CERTIFICATIONS

- UL Certified for dry locations
- RoHS-compliant
- Designed for use with Solais J-type fixtures

WARRANTY

- 1-year warranty



Ordering Information

Example: J4/WH



Type + Length

- JT1-ST-2* - 2 ft. Track
- JT1-ST-4 - 4 ft. Track
- JT1-ST-6* - 6 ft. Track
- JT1-ST-8 - 8 ft. Track
- JT1-ST-12* - 12 ft. Track

Finish

- PW - White
- BK - Black



J-Type Track Accessories

- JT1-ST-SJC - Straight Joining Coupler
- JT1-ST-SFC - Straight Feedable Connector
- JT1-ST-LFC - L Feedable Connector
- JT1-ST-TFC - T Feedable Connector
- JT1-ST-XFC - X Feedable Connector
- JT1-ST-FFC - Feedable Floating Canopy
- JT1-ST-ESS - End Feed Surface Conduit
- JT1-ST-ACR - Adjustable Connector
- JT1-ST-ECS - End Feed Canopy Cover
- JT1-ST-ECC - End Cap
- JT1-ST-EFS - Live End Feed
- JT1-ST-MCM - Monopoint Canopy Mount

Finish

- PW - White
- BK - Black



Extensions

- JT-UM-EW 12 - 12"
- JT-UM-ST 18 - 18"
- 24 - 24"
- 36 - 36"
- 48 - 48"

Length

Finish

- PW - White
- BK - Black



Current Limiter

- JT1-ST-CES
End Feed

Finish

- PW - White
- BK - Black

Circuit Breaker

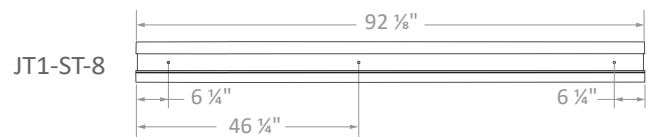
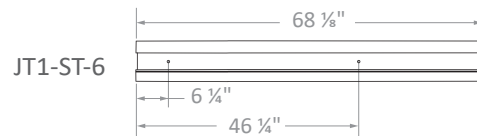
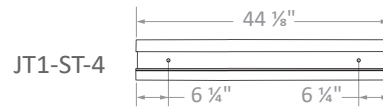
- 005 - 60W, 0.5A
- 010 - 120W, 1A
- 025 - 300W, 2.5A
- 050 - 600W, 5A
- 075 - 900W, 7.5A
- 100 - 1200W, 10A
- 120 - 1440W, 12A

- JT-UM-CCT* - Canopy Cover for Track suspension
- JT-UM-CST* - Canopy Cover for Sloped Ceiling for Suspension
- JT-UM-SWC* - Suspension Wireway Cover
- JT-UM-TST - T-bar Slide-on Track Mounting Clip
- JT-UM-TRT - T-Bar Recessed Track Mounting Clip
- JT1-ST-FTC - Feedable T-Bar Connector, adjustable
- JT1-ST-ETS - End Feed for T-Bar
- JT-UM-SCC - Square Canopy Cover for Track Suspension

- SS-UM-TSC - T-bar Seismic Suspension Clamp
- SS-UM-ACL - Aircraft cable with Loop; 20 ft.
- SS-UM-ACB - Aircraft cable with Barrel; 20 ft.
- SS-UM-SEG - Side Emitting Gripper
- SS-UM-SMC - Surface Mount Cable Coupler
- SS-UM-DLG - Double Mechanism Looping Gripper
- SS-UM-CP - Ceiling Cup and Bracket with Cable Clamp

- JT-UM-TCV - Decorative Cover

Product Code	Length	Nominal Length
JT1-ST-2*	2 ft.	20 1/8"
JT1-ST-4	4 ft.	44 1/8"
JT1-ST-6*	6 ft.	68 1/8"
JT1-ST-8	8 ft.	92 1/8"
JT1-ST-12*	12 ft.	140 1/8"



*Consult factory for lead time and availability

WARNING: Not for use in fully enclosed luminaires. Risk of electric shock. Use in an indoor, dry location only. This device is not intended for use with emergency exit fixtures or emergency exit lights. May not be compatible with all dimmers; please visit solais.com/dimming for up-to-date compatibility information.

NOTES: This device complies with Part 15 of the FCC Rule. This product may cause interference with other devices. If interference occurs, change the locations of the products involved. **Compatible on 120v systems.**


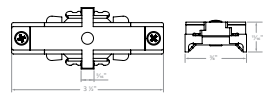

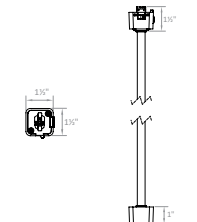

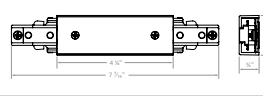


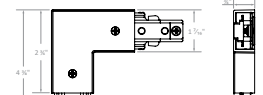

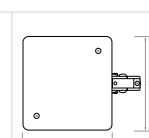

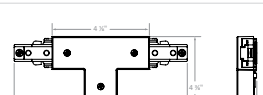

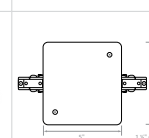

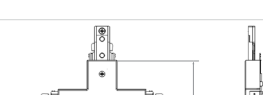

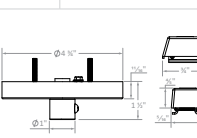

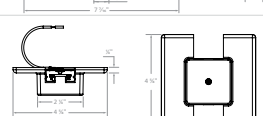

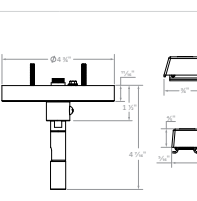

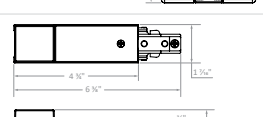

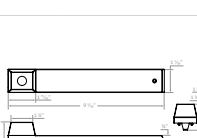

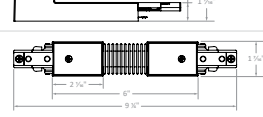


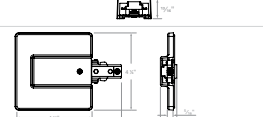


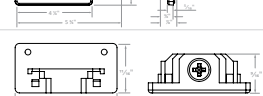

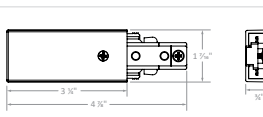

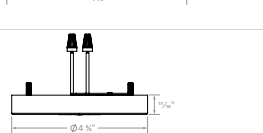


PROJECT _____

SPECIFIER _____

SPECIFICATION _____

TYPE _____

J-Type Track Accessories Continued				J-Type Track Accessories Continued			
JT1-ST-SJC	Straight Joining Coupler <i>Connects two track sections</i>			JT-UM-EW	Extension Wands <i>12" through 48" options available.</i>		
JT1-ST-SFC	Straight Feedable Connector <i>Connects two track sections, may be used as feed point</i>			JT-UM-ST	Threaded Suspension Stem <i>12" through 48" options (24" - 48" stems are not UL) Two stems needed for 2' or 4' track. Three needed for 6' track or 8' track.</i>		
JT1-ST-LFC	L Feedable Connector <i>Connects two track sections in an "L", may be used as feed point</i>			JT1-ST-CES	Current Limiting End Feed with Breaker <i>Comes with 1ft track affixed (requires track connector)</i>		
JT1-ST-TFC	T Feedable Connector <i>Connects two track sections in a "T", may be used as feed point</i>			JT1-ST-CMC	Current Limiting Middle Feed with Breaker <i>Comes with 1ft track affixed to each side (requires track connectors)</i>		
JT1-ST-XFC	X Feedable Connector <i>Connects two track sections in an "X", may be used as feed point</i>			JT-UM-CCT*	Canopy Cover for Track Suspension <i>Stem suspend track from ceiling junction box. Includes canopy and track bracket. Stem not included.</i>		
JT1-ST-FFC	Feedable Floating Canopy <i>Wiring through junction box can be located anywhere along track; Includes one JT1-ST-ECC end cap</i>			JT-UM-CST*	Canopy Cover for Sloped Ceiling for Track Suspension <i>Swivel Stem Kit for Sloped Ceiling for junction box. Includes canopy, swivel adapter, and track bracket. Stem not included.</i>		
JT1-ST-ESS	End Feed Surface Conduit <i>Surface conduit wiring accepts 3/8" or 1/2" standard electrical fittings. Reversed polarity (JT1-ST-ESR) available upon request.</i>			JT-UM-SWC*	Suspension Wireway Cover <i>Conceals electrical feed wire from stem to end feed. Optional</i>		
JT1-ST-ACR	Adjustable Connector <i>Connects two track sections up to 90° left, right, up or down.</i>			JT-UM-TST	T-bar Slide-on Track Mounting Clip <i>Fits into channel in back of track; may be spaced up to 4ft.</i>		
JT1-ST-ECS	End Feed Canopy Cover <i>Wiring through junction box. Built-in j-box cover. Reversed polarity (JT1-ST-ECR) available upon request.</i>			JT-UM-TRT	T-Bar Recessed Track Mounting Clip <i>Fits into channel in back of track; may be spaced up to 4ft.</i>		
JT1-ST-ECC	End Cap <i>Covers end of track section. Two included with Solais J-type Track.</i>						
JT1-ST-EFS	Live End Feed <i>Direct wiring through ceiling. Accepts 3/8" or 1/2" standard electrical fittings. Reversed polarity (JT1-ST-EFR) available upon request.</i>						
JT1-ST-MCM	Monopoint Canopy Mount <i>Outlet box cover for surface mounting to be wired directly to junction box.</i>						


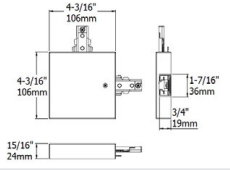

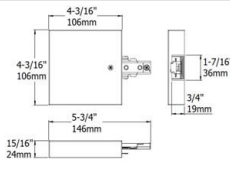








PROJECT _____

SPECIFIER _____

SPECIFICATION _____

TYPE _____

J-Type Track Accessories Continued			
JT1-ST-FTC	Feedable T-Bar Connector <i>Connects two track sections in a straight or 90° configuration when T-Bar is directly above track. Accepts 3/8" or 1/2" electrical fittings. May be used as feed point.</i>		
JT1-ST-ETS	End Feed for T-Bar <i>Direct wiring through ceiling tile with BX when T-Bar is directly above track. Accepts 3/8" or 1/2" electrical fittings. Reversed polarity (JT1-ST-ETR) available upon request.</i>		
JT-UM-SDC	SSquare Decorative Canopy cover with opening for up to 3/8" diameter Power Feed by others mounted to J-box by others for suspended track systems		
JT-UM-TCV	Decorative Cover <i>Decorative method of closing access to conductors.</i>		

J-Type Track Accessories Continued		
SS-UM-TSC	T-bar Seismic Suspension Clamp <i>For use where local code requires direct connection to the ceiling. Ceiling-supported clip for 15/16" T-bar</i>	
SS-UM-ACL	Aircraft Cable with Loop <i>20 feet of 1/16" galvanized cable. Recommended for use with SS-UM-SEG.</i>	
SS-UM-ACB	Aircraft Cable with Barrel <i>20 feet of 1/16" galvanized cable. Recommended for use with SS-UM-SEG.</i>	
SS-UM-SEG	Side Cable Exit Gripper <i>For use with 3/64" or 1/16" threaded cable only. Recommended for use with SS-UM-ACL or SS-UM-ACB.</i>	
SS-UM-SMC	Surface Mount Cable Coupler <i>2-part non-adjustable cable coupler. Recommended for use with SS-UM-ACB.</i>	
SS-UM-DLG	Double Mechanism Looping Gripper <i>Double-ended gripper with double side cable exits for use with 3/64" or 1/16" threaded cable only.</i>	
SS-UM-CPC	Ceiling cup with ceiling bracket and screw gripper for use with cable suspension	
SS-UM-SBK	Seismic/Sway Bracing Kit <i>Cross clamps and Snap hooks for connecting to Eye-bolt by others. Recommended for use with SS-UM-ACB</i>	