

LumiTray

LED FLAT PANELS

1 X 4 | 2 X 4 | 2 X 2

SOLAIS®

PROJECT _____

TYPE _____

SPECIFICATION _____

- / Premium extruded aluminum casing with sealed corners
- / Hangers on fixtures for ease of securing
- / Designed for recessed use in drop ceilings;
Flush ceiling and wall mounting kits available
- / Dimmable to 5%
- / 120 - 277 V
- / 50,000 Hours (L70)
- / RoHS-compliant
- / UL Certified
- / DLC Listed
- / Contain no lead or mercury



Ordering Information

Example: FP24/30K/5000/WH

Fixture	CCT	Lumens	Finish	Options + Accessories
FP14	30K	3800	WH - White	SM - Surface Mount Kit FM - Flush Mount Kit EM - Emergency Battery Backup
	35K	3800		
	40K	3800		
	50K	3800		
FP24	30K	5000		
	35K	5000		
	40K	5000		
	50K	5000		
FP22	30K	3800		
	35K	3800		
	40K	3800		
	50K	3800		




FP14



FP24

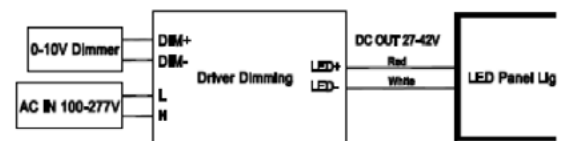


FP22

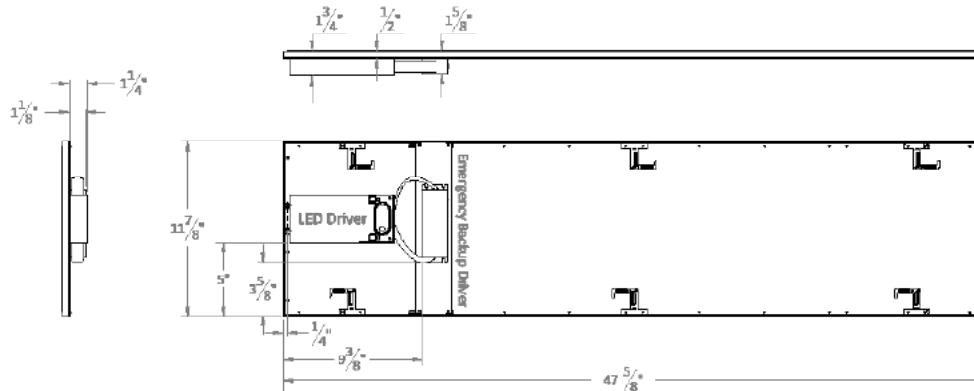


Product Code			Power (Watts)	Standard CRI
Fixture	CCT	Delivered Lumens		
FP14	30K	3800	30	82
	35K			
	40K			
	50K			
FP24	30K	5000	40	
	35K			
	40K			
	50K			
FP22	30K	3800	30	
	35K			
	40K			
	50K			

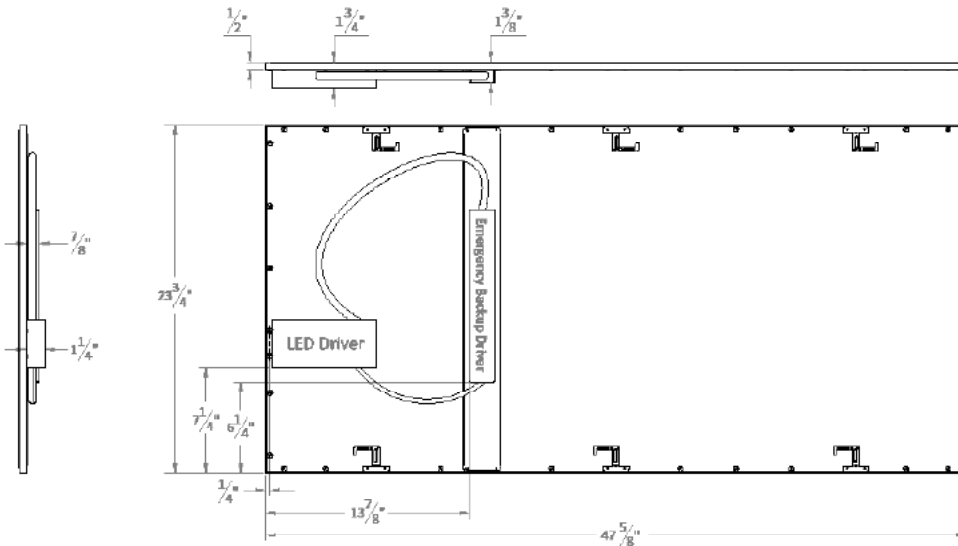
Fixture	A	B	C
FP14	11 7/8"	47 5/8"	3/16"
FP24	23 3/4"	47 5/8"	3/16"
FP22	23 3/4"	23 3/4"	3/16"



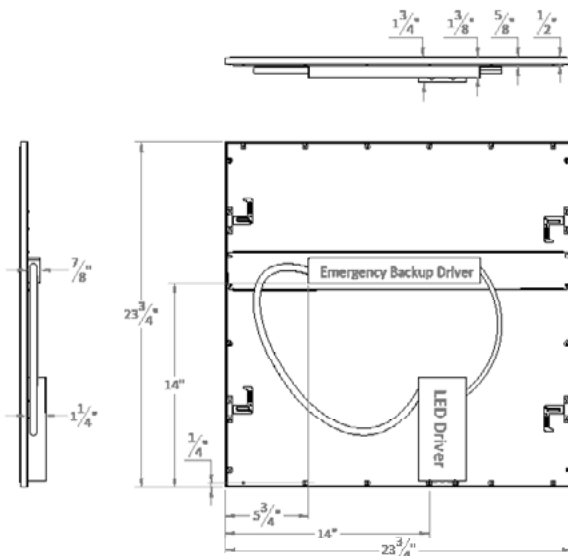
/ FP14



/ FP24



/ FP22



WARNING: Not for use in fully enclosed luminaires. Risk of electric shock. Use in an indoor, dry location only. This device is not intended for use with emergency exit fixtures or emergency exit lights. May not be compatible with all dimmers; please visit solais.com/dimming for up-to-date dimmer compatibility information.

NOTES: This device complies with Part 15 of the FCC Rule. This product may cause interference with other devices. If interference occurs, change the locations of the products involved. **Compatible on 120v systems.**