

LUCIE

GRACEFUL ILLUMINATION



CREATED BY SOLAIS®

SOLAIS[®] introduces

LUCIE

LC SERIES

The Lucie™ family of trackheads and surface mount fixtures offers industry-leading performance and technology in the smallest possible footprint. These fixtures were created with the perfect combination of features, resulting in a sleek, contemporary aesthetic.

Special care was taken in the power-supply design to ensure flicker-free dimming down to 1%. The customized TIR optic platform ensures excellent light control and high performance across a wide range of available beam options, color temperatures, CRIs, and even warm dimming.

Ratings + Certifications

- cULus Listed for dry locations
- DesignLights Consortium® (DLC®) Premium Listed
- CEC Title 24 (JA8 and JA10) compliant



Lucie

Quality at every step

Proprietary track adapter

50% smaller with a lower profile, allowing for cleaner ceilings than you ever imagined!

Contemporary design

Free of vents and passively cooled, with a compact, sleek and minimalist body, offered in 2", 2.5" and 3" diameters.

Solais-designed electronics

Best-in-class, smooth and deep flicker-free performance across its dimming range. Forward phase/TRIAC and reverse phase/ELV dimming down to 1%.

Industry-leading LEDs

Enhanced two-step MacAdam Ellipse LED color binning.

Custom TIR acrylic optics

The latest in optical materials, with excellent beam control that is smooth, clean and precise.

Accessory holder

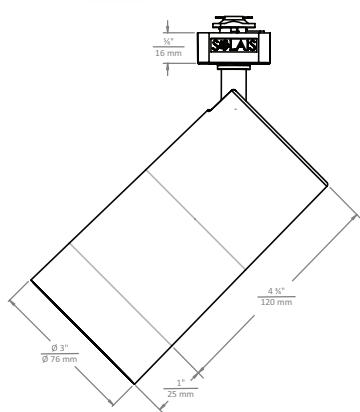
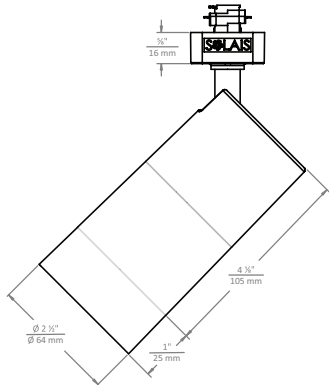
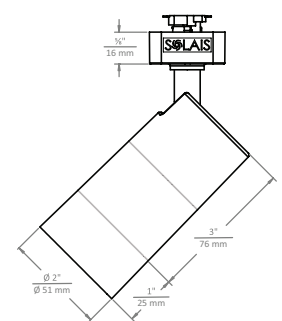
Accommodates up to two optic accessories (louvers or lenses).

Light control

Optional snoot replaces fixture's accessory holder — also accommodating up to two optic accessories.



Lucie Classic and Contemporary Design



Performance Packages

LCN - Nano

9W; 700 lumens

LCS - Small

8W; 600 lumens (VNSP 9° only)
11W; 1200 lumens
16W; 1600 lumens

LCM - Medium

19W; 1900 lumens
24W; 2300 lumens

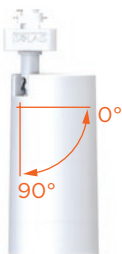
Adjustability

359° rotation

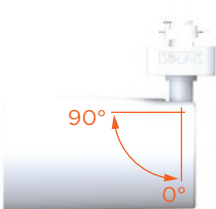
(362° rotation on canopy-mount option)



0° tilt



90° tilt



Beam Spreads

LCN

Narrow Spot 13°



Narrow Flood 23°



Medium Flood 28°



Wide Flood 50°



LCS

Very Narrow Spot 9°



Narrow Spot 15°



Spot 18°



Narrow Flood 25°



Flood 35°



Wide Flood 57°



LCM

Narrow Spot 15°



Narrow Flood 24°



Medium Flood 29°



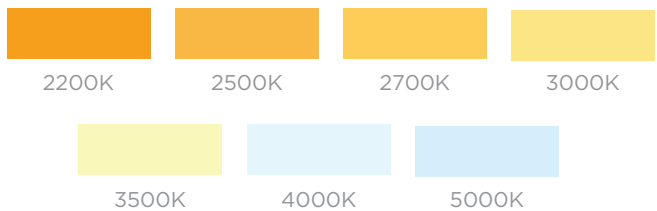
Flood 39°



Wide Flood 60°



Color Temperatures



MonoWhite™ Solais' exclusive color-enhancing technology intensifies contrast, brightens whites and makes colors pop by bridging the cyan color gap with higher gamut color rendering.



Dim to Warm



CRIs

• 80+ • 90+ • 97+

Finish Colors

Standard

- White
- Black
- Silver

Signature Series

- Gold
- Bronze
- Brushed Aluminum
- Chrome
- Gold Chrome
- Black Chrome
- Rose Gold Chrome



Mounting Options

Tracks: J-type, L-type, H-type, G-type* or Gx-type**

* 2-circuit/2-neutral; compatible with Nordic TEK
** 3-circuit/1-neutral; compatible with XTS, XTSC, GNC7, Hoffmeister, EUTRAC, iGuzzini, Zumtobel, ERCO

Canopy and Conopy Stems:
6", 12", 18", 24"



SOLAIS

LIGHTING GROUP

Solais Lighting Group (SLG) is a fast-growing, technologically relevant, market-driven manufacturer. We push the innovation envelope to create LED products that replace traditional lighting technologies, with zero compromise to aesthetics and performance.

SLG's products provide quality lighting for its retail, hospitality, supermarket, museum, commercial and utility clients, which include the world's leading brands.

For additional information on Solais Lighting Group's Solais and EnergyLite brands, visit us at www.solais.com.

SOLAIS[®] + ENERGYLITE