



DROPLIT

A R C H I T E C T U R A L P E N D A N T



REFINED AMBIANCE

CREATED BY SOLAIS

SOLAIS[®] introduces

DROPLIT

NDR • SDR • MDR • GDR

The Droplit™ family of surface and track mount pendants meets the scrutiny of designers by upholding a calm, inviting elegance through its minimalist aesthetic, ensuring itself as a perfect solution for any environment. Similar to its Lucie™ trackhead counterparts, this family of fixtures bears a robust and modular design, allowing for easy and accessible installation.

Furthermore, this collection of luminaires features the new *Solais Signature Series™* of finishes, making it one of Solais' most versatile products to date — in both design and materials. The Droplit is part of Solais' latest wave of architectural innovations, integrating form and function with state-of-the-art light control and performance.

Ratings + Certifications

- Meets California Title 24 + JA8 requirements
- IP20 and IK08 rated
- UL listed for dry and damp locations (E485648)
- Contains no lead or mercury



DROPLIT



INTEGRATED DRIVER

Solais' proprietary driver technology fits directly into the canopy to deliver smooth, flicker-free dimming (per IEEE 1789-2015) to 1% via phase-cut or 0-10V controls.

ARCHITECTURE GRADE INSTALLATION

The fixture mounts to standard 4" junction box. Discreet and tall canopy options are available dependent on model, driver, and lumen package selection.

DURABLE CONSTRUCTION

Built with fortitude, the Droplit is made of die-cast aluminum alloy for optimal thermal performance. Being IC, IP20 and IK08 rated — meeting California's Title 24 + JA8 standards — this luminaire ensures a strong resistance to wear inside and out.

INSTALLATION VERSATILITY

Features an easy-to-use twist-on construction that includes accommodation for up to two accessories, plus a snoot. Snoots are available in either matching finishes or acrylic construction for diffusion and an element of uplight. Custom snoot colors and lengths are available.

INTERCHANGEABLE PLUG-AND-PLAY MODULES

Utilizing Solais' Lucie technology, 2", 2.5", 3", and 4" diameter modules plug into proprietary sockets quickly and easily, allowing optimal flexibility to streamline maintenance. Solais' custom TIR optic platform ensures excellent light control, with the latest in optical materials, and beam control that is smooth, clean and precise; *harmonizing your point source™*.

Illumination with a

refined ambiance



Breathtaking Aesthetics

The Lucie™ family offers a suite of luxurious finishes to achieve the perfect look for any application. Our collection of standard and recently released Solais Signature Series™ options include a variety of matte paints, brushed metals, and specular chrome-mirror finishes.

Finish Options

Shown with matching snoots

STANDARD



Perfect White (PW)

Black (BK)

Silver (SV)

SOLAIS SIGNATURE SERIES



Brushed Aluminum (BA)

Bronze (BZ)

Rose Gold Chrome (RC)

Chrome (CR)

Brushed Gold (BG)

Gold (GD)

Gold Chrome (GC)

Black Chrome (BC)

MIX + MATCH



Consult factory for mix + match finishes of fixtures and/or snoots

Mounting Options and Accessories

DROPLIT FAMILY



TRACK MOUNT



CANOPY MOUNT



SURFACE MOUNT



- **Spec Grade:** J-, L-, H-, G-, Gx-, G1-, G2-, G3-, GP-, GPx-, GP2-type
- **Architectural Grade:** Concealed GAIA+ GPc-, GPxc-, GP2c-type
- **Low Voltage:** Concealed 48V Scatto compatible

ACCESSORIES




ACRYLIC SNOOTS

- 1", 6", 12"
- Consult factory for custom lengths



ADAPTER TYPES

Spec Grade



J-, L-, H-Type

G, G2, GP, GP2-Type

Gx, GPx-Type

Architectural Grade



Concealed GAIA+ GPc, GPxc, GP2c-Type

Low Voltage



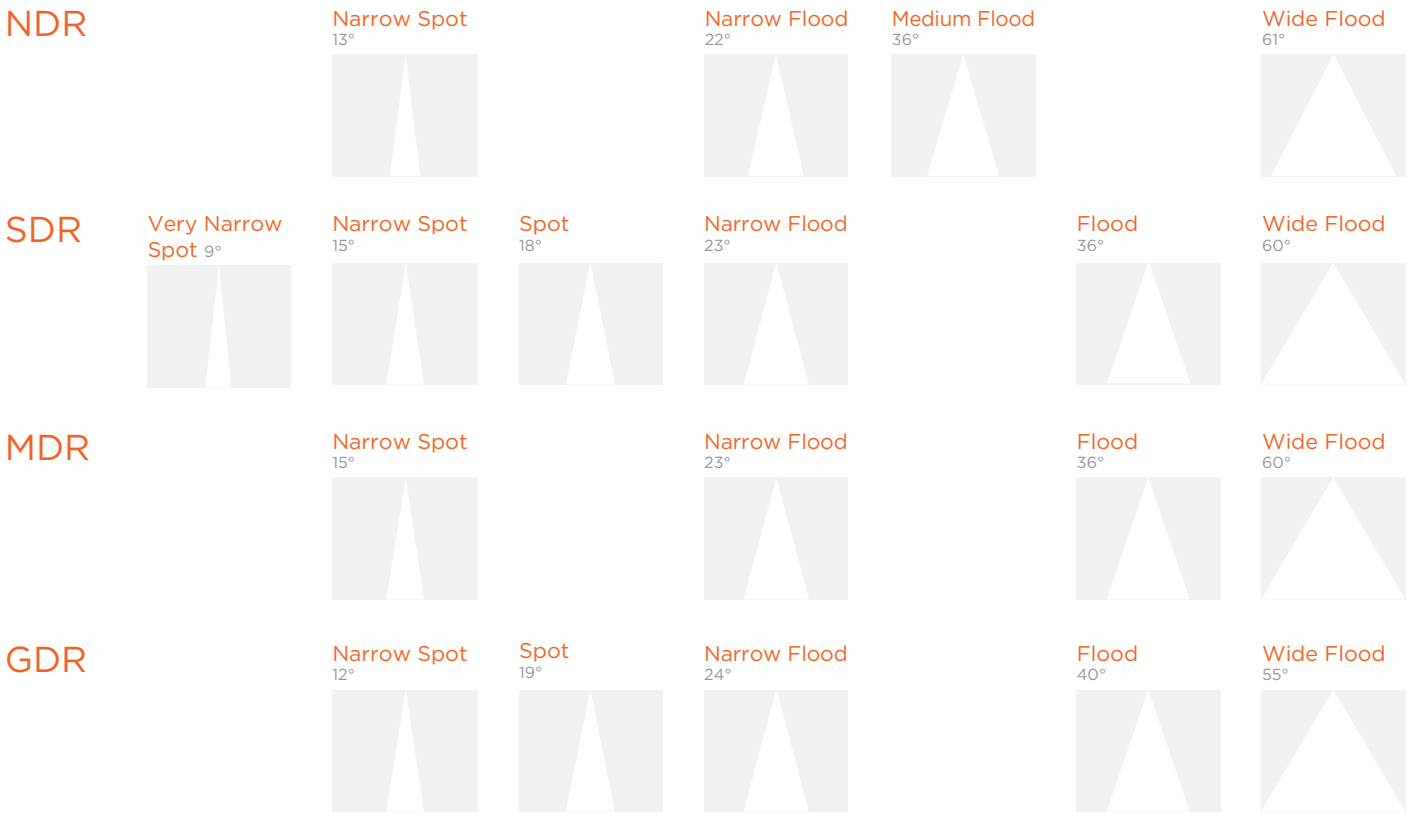
Concealed 48V Scatto Compatible

Lucie™ Track + Accent Fixtures

Correlating Solais Lucie Track + Accent Fixtures, finishes, and accessories are available. See Lucie brochure.



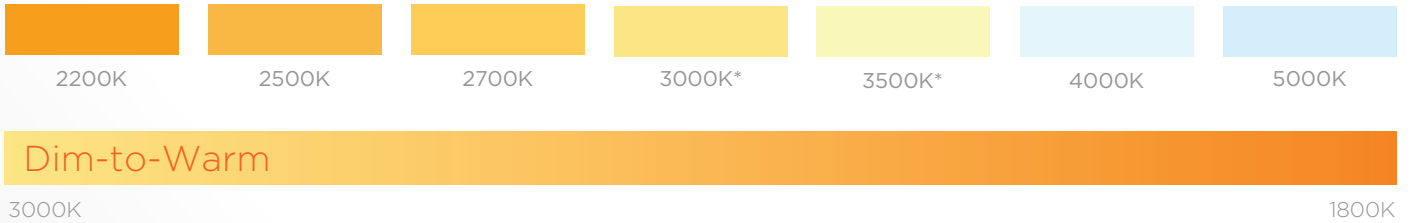
Beam Spreads



CRIs

• 95 CRI Standard • 98+ CRI Option

Color Temperatures



Performance Packages

(delivered lumens)


NDR - Nano	SDR - Small	MDR - Medium	GDR - Grande
8W / 700 lumens	9W / 600 lumens (VNSP 9° only)	10W / 1000 lumens	25W / 3000 lumens
10W / 1000 lumens	11W / 1200 lumens	16W / 1600 lumens	32W / 3500 lumens
	15W / 1000 lumens (Dim-to-Warm)	22W / 2000 lumens	37W / 4000 lumens
	16W / 1600 lumens	24W / 2300 lumens	48W / 5000 lumens
	19W / 2000 lumens		



Solais® is the preeminent market-driven manufacturer of architectural-grade lighting solutions in North America. Our primary focus lies in the development of products that seamlessly merge form and functionality. Technologically oriented and nimble, Solais innovates at every opportunity to replace outdated ideas in lighting, never compromising on aesthetics or performance.

Solais has become a turnkey provider to leading brands in the commercial, retail, residential, hospitality, supermarket, museum, and utilities markets throughout the world. Motivated by an unwavering commitment to cutting-edge innovation, we strive to transform our clients' environments with LED lighting solutions that *meet at the intersection of engineering and design™*.

For additional information on Solais and EnergyLite, visit us at **www.solais.com**



SOLAIS® + ENERGYLITE